

Model 89224

! SAFETY INSTRUCTIONS !

FAILURE TO FOLLOW THESE SAFETY INSTRUCTIONS MAY RESULT IN SERIOUS INJURY, PROPERTY DAMAGE AND WILL VOID WARRANTY.


This unit is intended for display purposes only and should not be used for play.

To ensure safety, do not attempt to assemble this system without following the instructions carefully. Check entire box and inside all packing material for parts. Before beginning assembly, read the instructions and identify parts in this document. Proper and complete assembly, use and supervision is essential for proper operation and to reduce the risk of accident or injury. A high probability of serious injury exists if this system is not installed, maintained, and operated properly.

- During assembly, if using a ladder use extreme caution. Two people are recommended for this operation.
- If technical assistance is required, contact Huffy Sports' Sample and Display Technician.
- Serious injury could occur if teeth/face come in contact with backboard, net or rim.
- Display recommended for 3" (7.6 cm) or 3-1/2" (9 cm) Round or 4" (10 cm) Square poles only.
- All instructions and warnings **MUST** accompany any display item that is sold.

Most injuries are caused by misuse and/or not following instructions.

Use caution when installing this unit.



REQUIRED TOOLS AND MATERIALS:

- Wrenches: (Two each) 7/16", 1/2", 9/16", and 3/4" or Pliers
- Step Ladder, 8 ft. (2.4 m)

IMPORTANT!

To ensure prompt and correct handling of any problems, or to answer any questions, please contact the Sample and Display Technician at 1-800-558-5234.

PARTS LIST

<u>Item</u>	<u>Qty.</u>	<u>Part No.</u>	<u>Description</u>
1	1	901097	Extension Arm
2	1	207103	Pole Cap for 3.5" Pole Section
3	2	203100	Nut, Hex Flange 5/16-18*
4	2	201611	Bolt, Hex Flange, 5/16-18 x 3"
5	4	203218	Washer, Flat, 5/16*
6	2	200516	Bolt Cover, Vinyl*
7	1	908812	3.5" Pole Section
8	4	202460	Saddle Clamp
9	4	201763	Bolt, Carriage, 3/8-16 x6.5"
10	4	203063	Locknut, 3/8 -16
11	1	204290	Spider Net

48" Fan Backboard

44" Fan Backboard

**44" Fan
(Remains in
center location)**

**CURRENT
INSTALLATION
DIAGRAM**

44" Steel Framed Acrylic

**EXACTA HEIGHT POLE
ASSEMBLY:
REMOVE & DISCARD
OR IT MAY BE LOCATED
IN A DIFFERENT
CORNER.**

FRONT

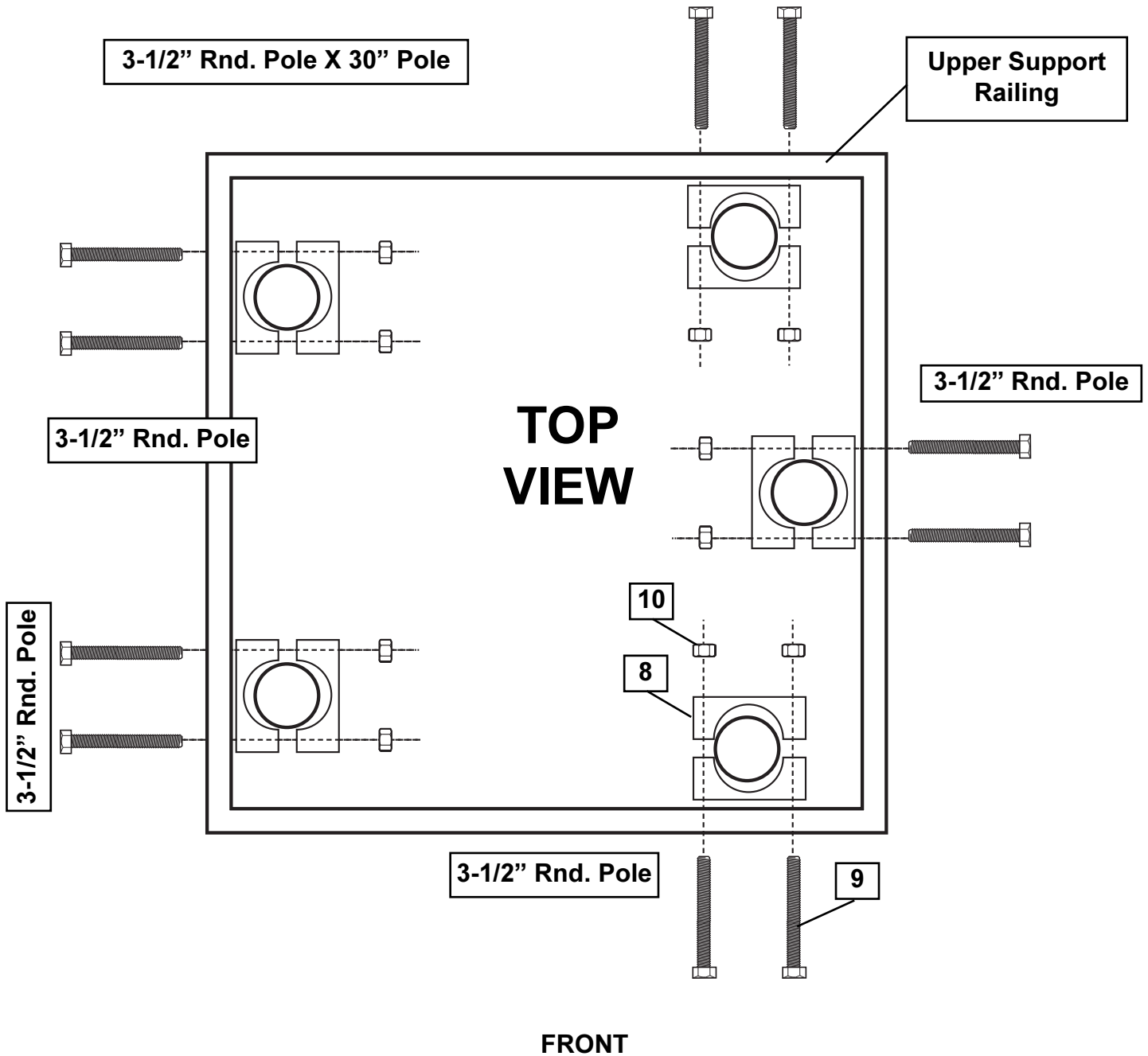
**The side with pegboard on
the top and bottom.**



Install pole mounting hardware and pole for each assembly.

⚠ WARNING

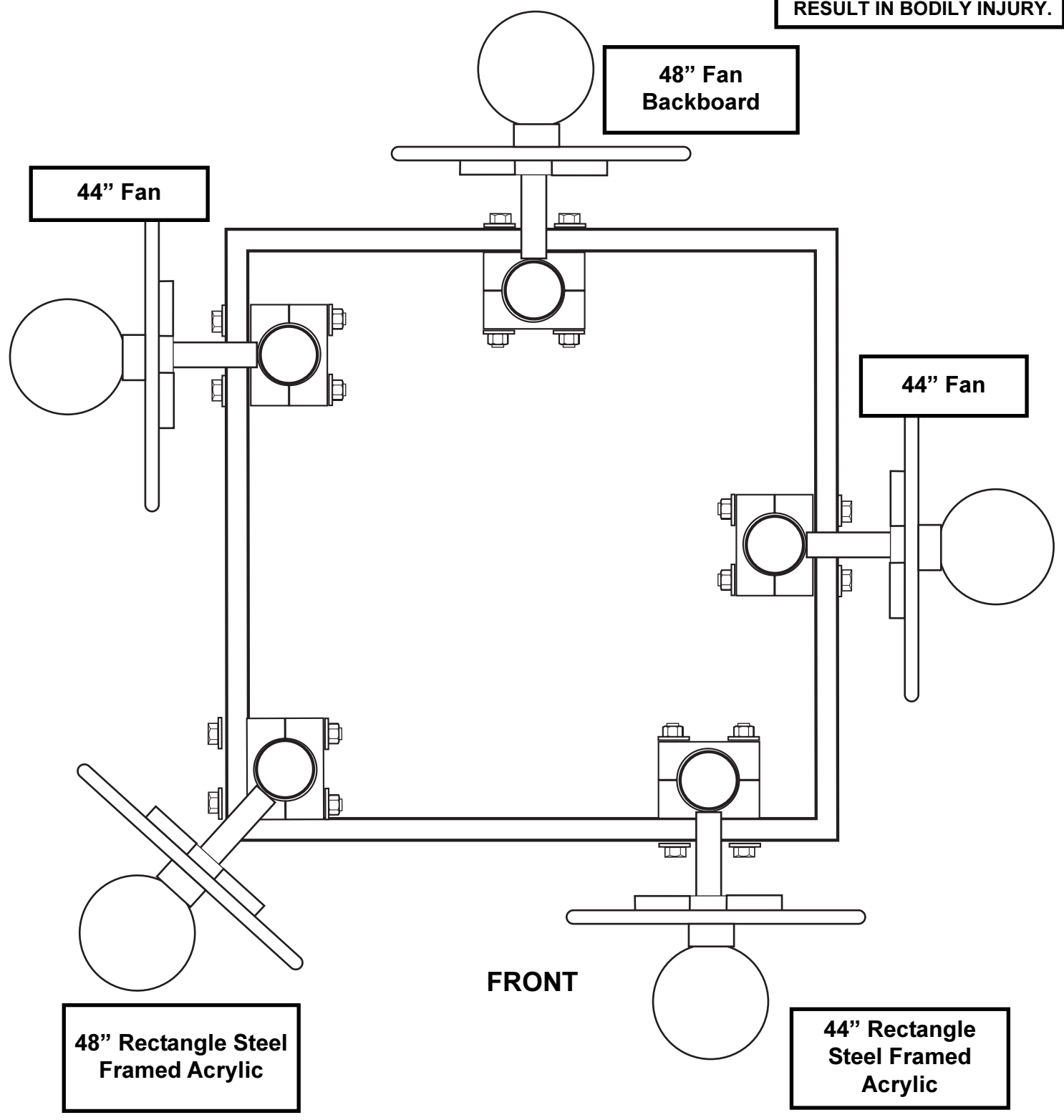
TWO PEOPLE ARE NECESSARY TO MOUNT THE ELEVATOR ASSEMBLY TO THE POLE. ONE PERSON SHOULD NOT ATTEMPT TO DO THIS ALONE.



INSTALLATION DIAGRAM

Assemble display products per diagram below.

⚠ WARNING
TWO PERSON MINIMUM
REQUIRED FOR THIS
PROCEDURE. NOT
FOLLOWING
RECOMMENDATION MAY
RESULT IN BODILY INJURY.



Refer To Combo For
Goal Assembly
Instructions

